Tokyo Stock Exchange (Standard), Nagoya Stock Exchange (Premier)
Stock code: 2185

FY2026 Consolidated Financial Results Presentation for Full Year

CMC GROUP | CMC CORPORATION

Highlights of the FY2026 Full-Year Results

Summary of FY2026 Performance

Net sales and OP profit increased YoY by use of digital technologies, delivered in part by product mix and enhanced productivity.

For FY2027, we are focused on driving sustained growth through business transformation we establish and solidify.

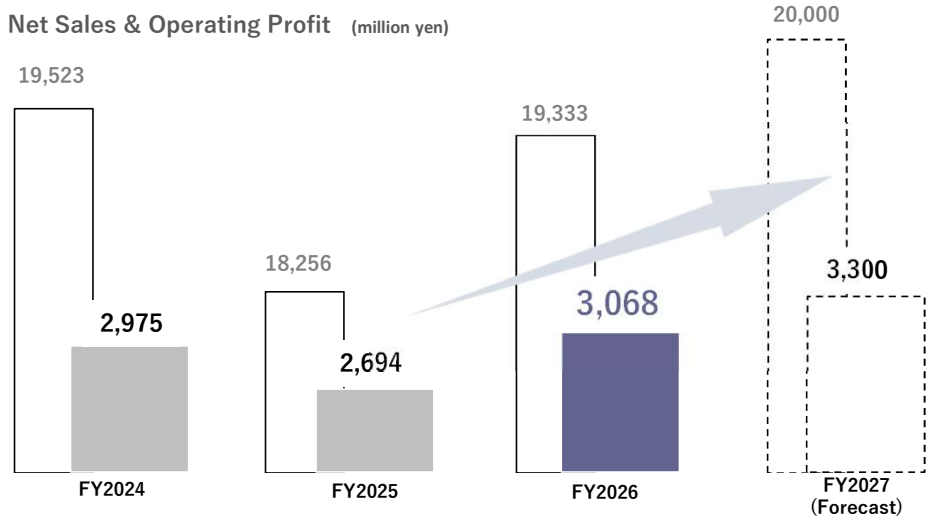

Growth Strategy Initiatives

＜Our vision＞

We provide clients with Living Knowledge that evolves through use, aiming at maximizing value of their business information.

Enhance service devel. system through tie-up

CMC GROUP × R-Edge

Data platform business model: Chapter 1

KAIZEN FARM

Fully-renovated

1 | Financial Results

2 | Earnings Guidance

3 | Shareholder Returns

4 | Growth Strategy Initiatives

5 | Reference

1 | Financial Results

Sales, Profits Grew YoY by Digital Tech. Use

Unit: Million yen

	FY2025	FY2026	YoY	Vs. forecast
Net sales	18,256	19,333	+5.9%	-3.3%
Gross profit	6,904	7,622	+10.4%	-
Operating profit	2,694	3,068	+13.9%	+2.3%
OP margin	14.8%	15.9%	+1.1pt	+0.9pt
Ordinary profit	3,205	3,406	+6.3%	+3.2%
Profit attributable to owners of parent	2,149	2,248	+4.6%	+2.2%
EPS	164.12y	174.00y	+9.88y	+4.03pt
ROE	10.2%	10.0%	-0.2pt	-

All profit items have reached record-high levels.

Manuals: Driven positively by clients' product lifecycles
Knowledge: Data use support business progressed as planned

Unit: Million yen

Net sales	FY2025		FY2026		
	Amount	%	Amount	%	YoY
Manuals	6,505	35.6%	7,609	39.4%	17.0%
Knowledge	10,987	60.2%	10,973	56.8%	-0.1%
Other	763	4.2%	749	3.9%	-1.8%

Reference: Sales by target market

YoY growth	Japan: Up 0.7% Overseas: Up 13%

Proportion

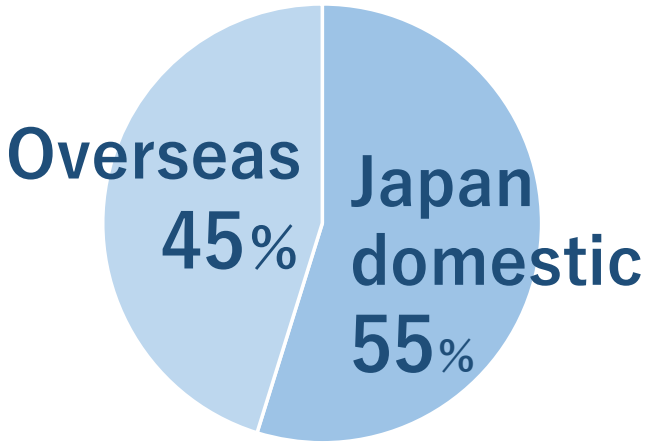

Factors Impacting Operating Profit

Driven by Sales Growth, Product Mix, and Higher Output

Unit: Million yen

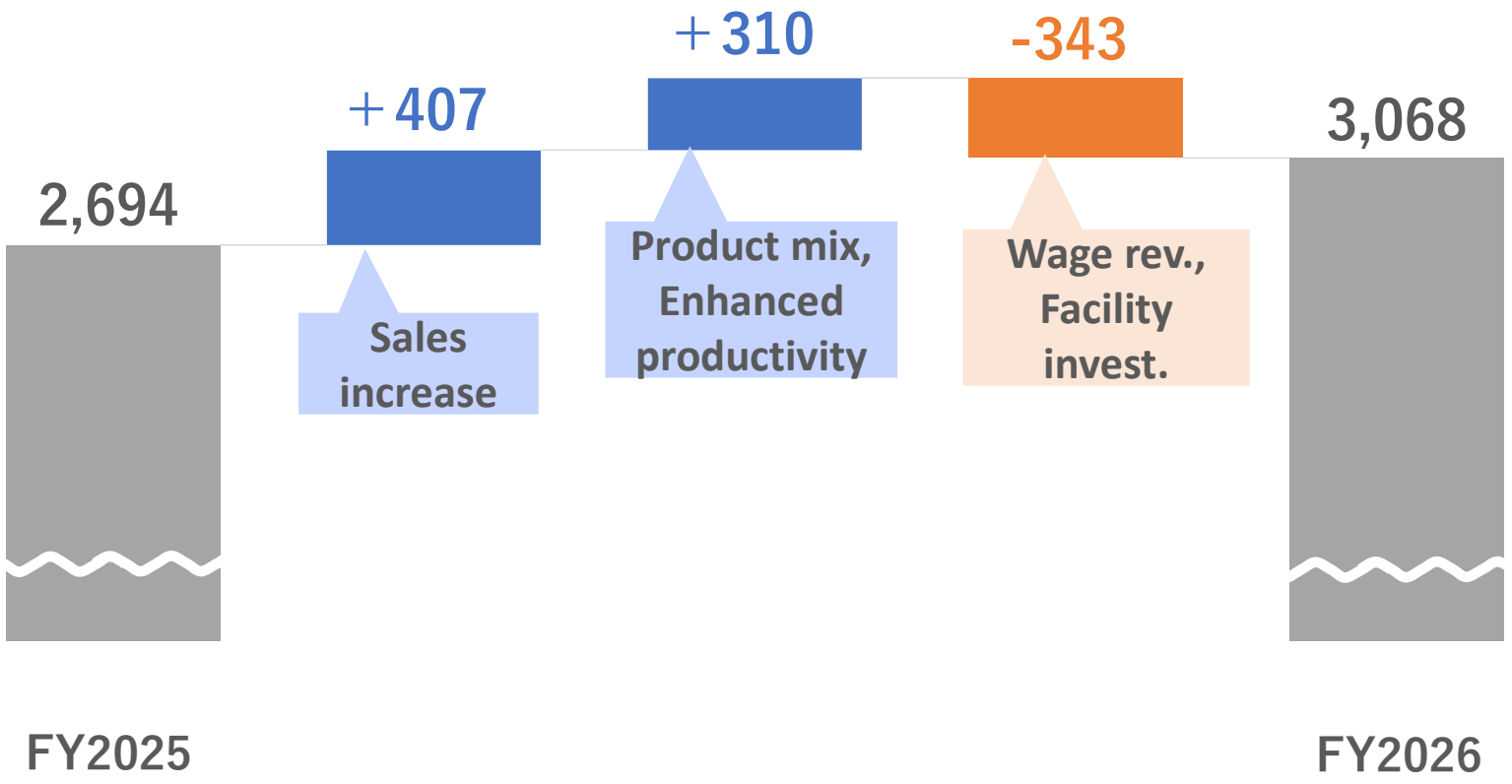

More Focus on ROE, Capital Efficiency Enhancement

Unit: Million yen

Assets	Sep. 30, 2025	Sep. 30, 2026	Change
Current assets	17,951	18,840	+889
(Cash and deposits)	13,123	14,406	+1,282
Non-current assets	9,186	9,747	+560
Total assets	27,137	28,587	+1,449

Liabilities and net assets	Sep. 30, 2025	Sep. 30, 2026	Change
Current liabilities	3,330	2,929	-400
Fixed liabilities	1,888	1,812	-75
Total liabilities	5,218	4,742	-476
Shareholders' equity	20,732	22,233	+1,500
Other	1,186	1,612	+425
Total net assets	21,919	23,845	+1,926
Total liabilities and net assets	27,137	28,587	+1,449

Dividend Raised for 9th Consecutive Year, Incl. Bonus Dividend

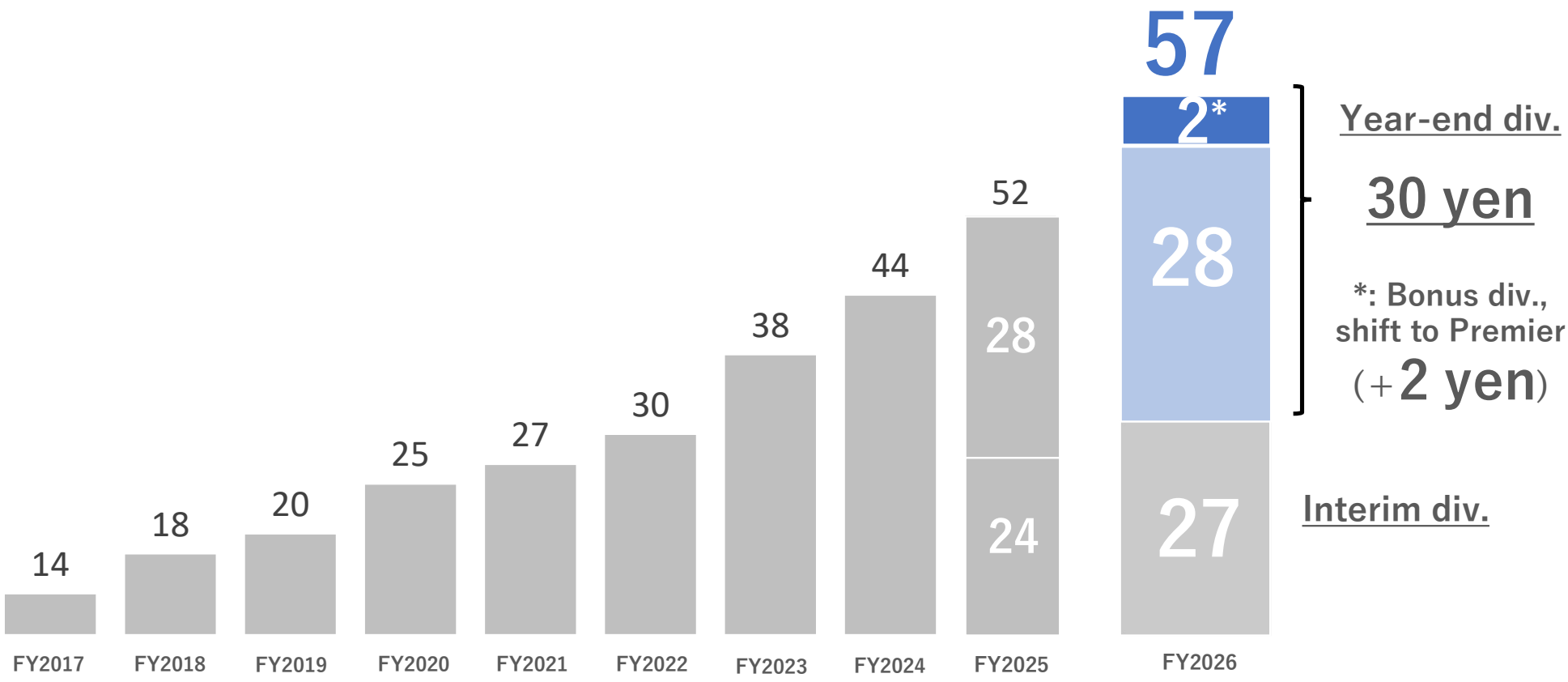

2 | Earnings Guidance

Committed to Sustained Growth through Business Transformation

Unit: Million yen

	FY2026	FY2027 (Forecast)	YoY
Net sales	19,333	20,000	+3.4%
Operating profit	3,068	3,300	+7.5%
OP margin	15.9%	16.5%	+0.6pt
Ordinary profit	3,406	3,500	+2.8%
Profit attributable to owners of parent	2,248	2,300	+2.3%
EPS	174.00y	178.00y	+4.00y
ROE	10.0%	9.4%	-0.6pt

3 | Shareholder Returns

Dividend Forecast

Dividend to be Raised for 10th Consecutive Year
(Interim Dividend to be Raised)

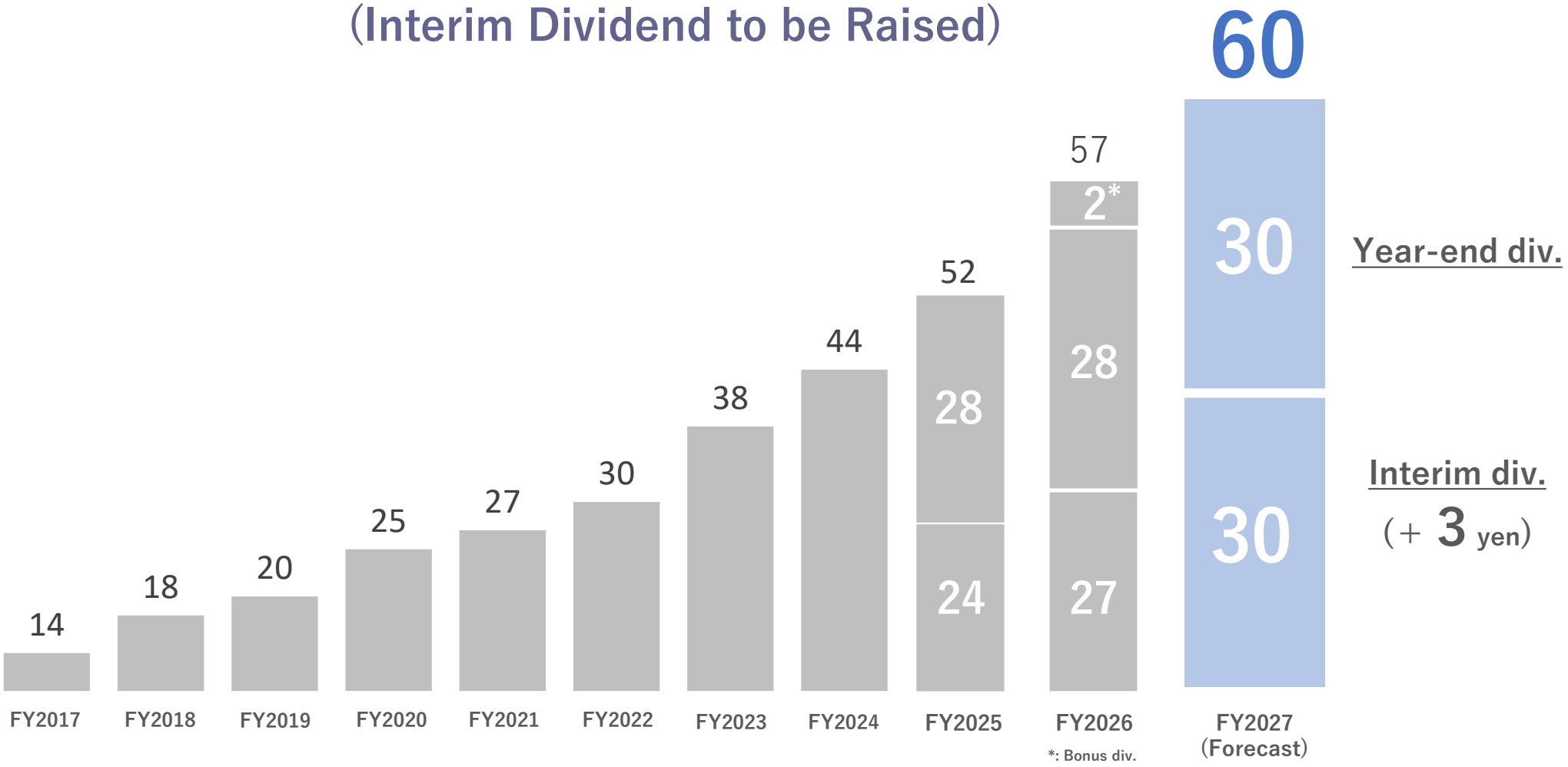

Purchase Suspended due to Insider Trading Reg.*

Item	Content	Acquisition result
Acquisition period	2025/11/12 to 2026/9/30	As of 2026/9/30
Type of shares	Common shares of the Company	Common shares of the company
Number of shares	300,000 shares (maximum)	Approx. 35,000 shares
Acquisition cost of shares	600,000,000 yen (maximum)	Approx. 60,000,000 yen

*: CMC entered into a capital and business alliance with R-Edge in August 2026.
<https://www.cmc.co.jp/cms/wp-content/uploads/2026/08/oshirase_20260820.pdf>

4 | Growth Strategy Initiatives

We Provide Clients with Living Knowledge that Evolves through Use, Aiming at Maximizing Value of Their Business Information.

Living Knowledge™

Create Info → Structuring → Put to on-site use

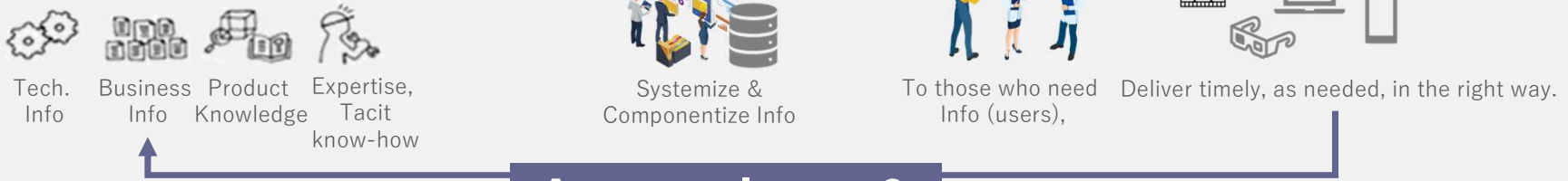

Accumulates & Advances

"Living Knowledge": Trademark Application Pending in Japan

Enhanced Service Development System through Capital and Business Tie-up

CMC GROUP

×

R-Edge

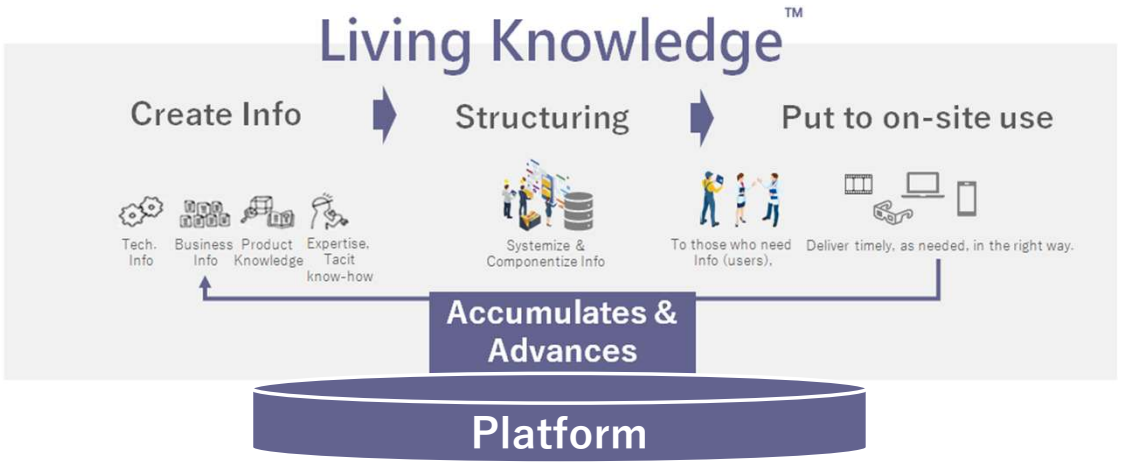

Capital and business tie-up with R-Edge Inc.
<https://www.cmc.co.jp/cms/wp-content/uploads/2026/08/oshirase_20260820.pdf>

KAIZEN Support via AI-tools + Personal Assistance Service (PAS)
Aiming at Assetization and Use of Business Information

KAIZEN FARM

Fully-renovated



AI-tool incorporates years of business improvement knowledge

×



PAS helps to solidify improvement

KAIZEN FARM official website (note: in Japanese only)
<https://kaizenfarm.jp/>

CMC GROUP

The earnings announcement for the first quarter of the fiscal year ending September 30, 2027 is scheduled to be released on Wednesday, February 10, 2027 (Japanese only).

5 | Reference

History

Trusted by clients with
highly sensitive technical and product information

Leveraging our product knowledge and expertise

Both creating manuals (making things) and providing strategic support (crafting experiences) for our clients

Making "things" (physical products)



Compressing documents and blueprints and recording on film

Example



Writing and editing owner's manuals, repair manuals, etc.

Crafting experiences (intangible value)

Example



BPM support

Example



Product training

Example



Exhibition support (VR tech)

Microfilm

Printing

Technical manuals

Process improvement:
Visualizing expertise and tacit know-how

HRD:
Staff training

Marketing strategy:
Increasing consumer awareness

Manual production

Printing

1962 1970 2000 2010 2020

Business Model Strategy

Understand client companies

through manual production

Understand end users

through strategic support

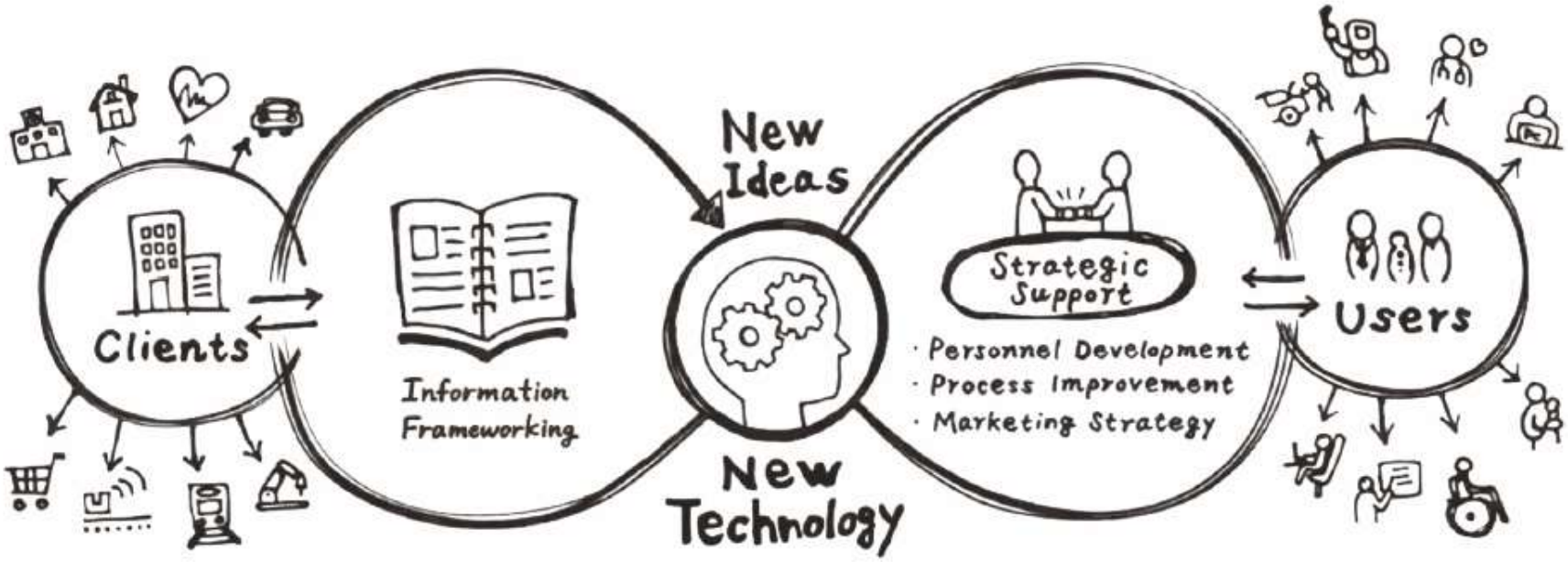

Through this **virtuous cycle**, we provide **comprehensive support**

to our **clients** and facilitate **behavioral changes**

Current Business Situation (As of September 30, 2026)

Net sales structure

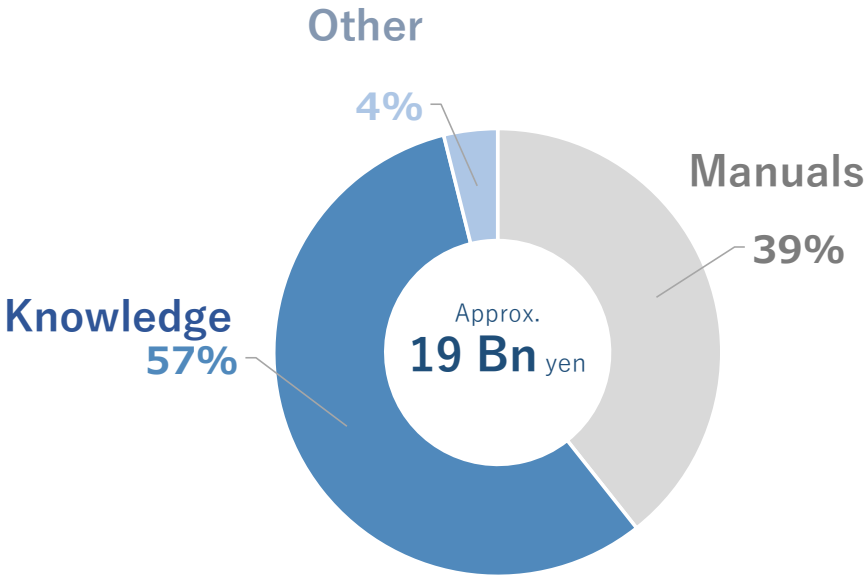

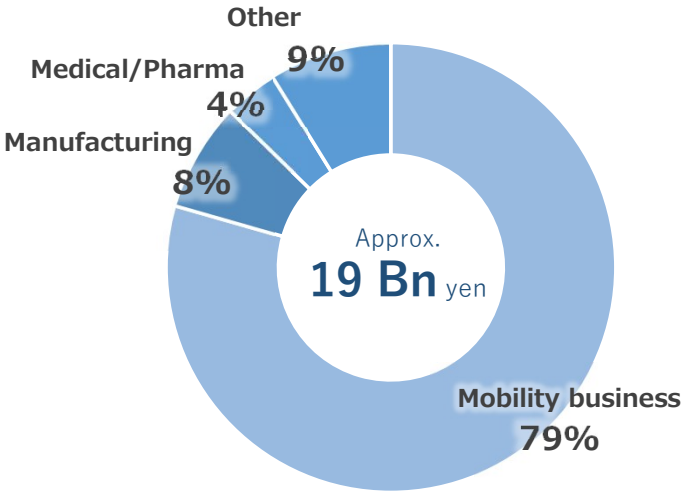

Customer base

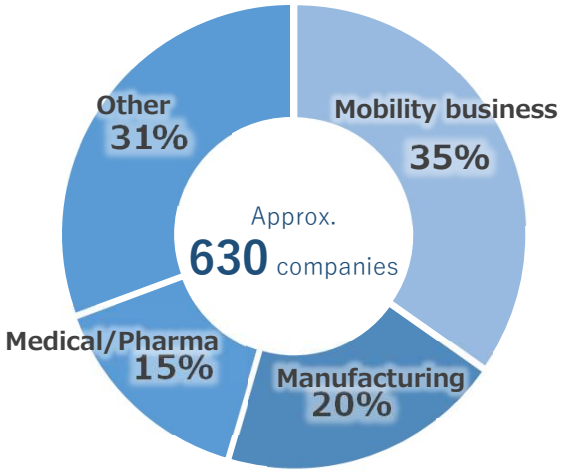

Global Footprint (As of November 11, 2026)

North America

USA



CMC PRODUCTIONS USA, INC.

Europe

Poland



CMC Group Poland Sp. zo.o.

Netherlands



CMC Group Europe B.V.

France



CMC Group Europe B.V.

Asia

China



GCMC Information Technology Co., Ltd.
GCMC Network Technology Co., Ltd

Taiwan



CMC Group Taiwan Co., Ltd,

Thailand



CMC GROUP ASIA CO., LTD.

Global presence:

10 locations in 7 countries

Management KPIs

Consolidated income statement	Unit	FY2024	FY2025	FY2026	FY2027 (Forecast)
Net sales	Mn yen	19,523	18,256	19,333	20,000
Gross profit	Mn yen	7,275	6,904	7,622	—
Operating profit	Mn yen	2,975	2,694	3,068	3,300
Ordinary profit	Mn yen	3,182	3,205	3,406	3,500
Profit attributable to owners of parent	Mn yen	2,078	2,149	2,248	2,300
Gross profit margin	%	37.3	37.8	39.4	—
Operating margin	%	15.2	14.8	15.9	16.5
ROS (ordinary profit ÷ net sales)	%	16.3	17.6	17.6	17.5
Net profit margin*1	%	10.6	11.8	11.6	11.5

*1 Net profit margin = Profit attributable to owners of parent ÷ Net sales

Other indicators	Unit	FY2024	FY2025	FY2026
BPS (Book-value Per Share)	Yen	1,554.78	1,667.76	1,813.19
EPS (Earnings Per Share)	Yen	156.72	164.12	174.00
ROE	%	10.5	10.2	10.0
ROA	%	12.4	12.0	12.2
PER	Times	7.6	10.4	11.1
Dividend payout ratio	%	28.1	31.7	32.8
Employees	Employees	862	825	776

Cautionary Note Regarding Forward-Looking Statements

This presentation has been prepared by CMC Corporation (hereafter, the Company) and is intended to facilitate understanding of the Company's current situation. The content of this presentation is based on generally accepted economic and social conditions and other assumptions deemed reasonable by the Company's management.

Conditions and assumptions are subject to change without notice in accordance with changes in the business environment. Certain information set forth in this presentation contains forward-looking statements. Such statements reflect our current understanding of forecasts and expected developments and are inherently subject to various risks and uncertainties that may cause actual results to differ materially from those expressed in the statements contained in this presentation. Risks and uncertainties include, but are not limited to, general economic conditions, such as industry and market conditions, both in Japan and internationally, and fluctuations in interest rates and currency exchange rates.

The Company disclaims any intention or obligation to update or revise the forward-looking statements contained in this presentation, regardless of any new information or future events.

In light of the above, investors are asked to exercise their own judgment with regard to any investment decisions involving the Company.

Contact:

CMC Corporation
Strategy Planning Group
Corporate Strategy Department
Investor relations contact：https://www.cmc.co.jp/english/contact/

IR website (Japanese): https://www.cmc.co.jp/ir/